



WIRELESS HANDHELD MICROPHONE




- Talk directly into the top of the mic
- Mic needs to be **6"** or less from your mouth.
- Hold the power button until light turns on, microphone will be active once the battery diagram is displayed.




LAPEL MICROPHONE



- Centered as close to your collar bone as possible.
- **MIC MUST POINT TOWARDS MOUTH.**
- Mic position extremely important for this style of microphone
- Hold the power button (located on top) until light turns on, microphone will be active once the battery diagram is displayed.



PODIUM MICROPHONE



- The podium microphone is very sensitive.
- Speak into it between **6"** to **12"**
- **Big Red Button** to **MUTE/UNMUTE**

